



# Ontario County Digital Divide Data

---

## Table of Contents:

- Data on Computer & Internet Use in Ontario County
- Data on Internet Service Providers (ISP) in Ontario County
- Demographic Data
- Community Profile Maps

## Data on Computer & Internet Use in Ontario County

	New York	Ontario County
<b>Households with a computer</b>	88.2%	89.5%
...with a desktop or laptop	78.8%	82%
...with a smartphone	74.5%	71.9%
...with a tablet or portable wireless computer	56.6%	58.1%
...with other	5.3%	5.3%
<b>Households with a broadband internet subscription</b>	80.9%	82.8%
...cellular data plan	54.3%	58.7%
...broadband such as cable, fiber optic, or DSL	72.2%	73.9%
...Satellite	3.4%	4.2%
...dial-up alone	0.4%	0.6%
...other service alone	0.2%	0%

Source: <https://www.census.gov/acs/www/data/data-tables-and-tools/narrative-profiles/2018/>

## Data on Internet Service Providers (ISP) in Ontario County

Almost 99% of consumers in New York have access to a wired connection with true broadband speeds faster than 25 Mbps. The average download speed in New York is 104.71Mbps.

- There are 8 residential internet providers.
- The fastest speed available is 1,000Mbps. The average download speed is 49.18Mbps.
- The lowest starting price is \$27.99/month for service at 6-90Mbps from Frontier Communications.
- The highest starting price is \$59.99/month for service at 25Mbps from HughesNet.

Source: <https://broadbandnow.com>

## Demographic Data

- 36% of children enrolled in public schools are eligible for free or reduced price lunch in Ontario County. Source: <https://www.countyhealthrankings.org/>

## Key Demographics: Ontario County

	Ontario
Total population	109,472
Median household income	\$63,359 ± \$1,753
Population per sq/mi	170
Total households	44,286 ± 555
Households per sq/mi	69
Area (sq/mi)	644.0
Families in poverty	9.78% ± 1.03%
Proportion Persons of Color	7.31% ± 0.56%
Proportion Black or African American	2.53% ± 0.22%
Proportion Hispanic or Latino	4.62%
Proportion Native American	0.44% ± 0.21%
Proportion of workers who work from home	4.63% ± 0.60%

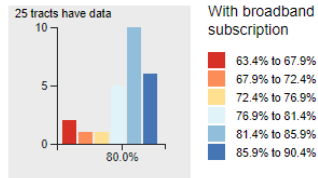
Source: <https://internet-is-infrastructure.org/>

## Community Profile Maps

### Internet Subscription Rates

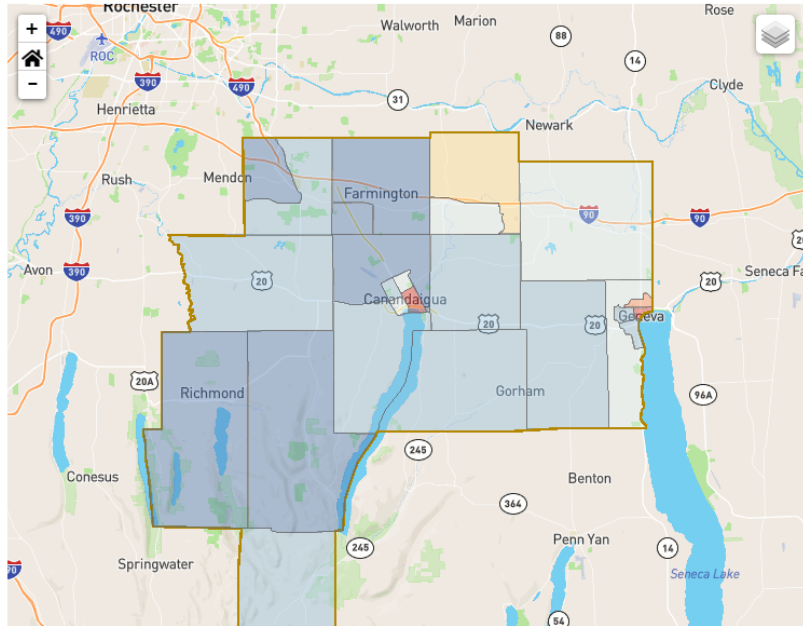
About the data... This data is only available at the Census **tract** level.

With a Broadband subscription



Range: 63.4% - 90.4%

Show additional demographics

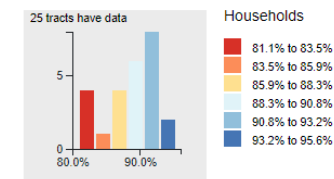


### Computing Devices in the Home

About the data... This data is only available at the Census **tract** level.

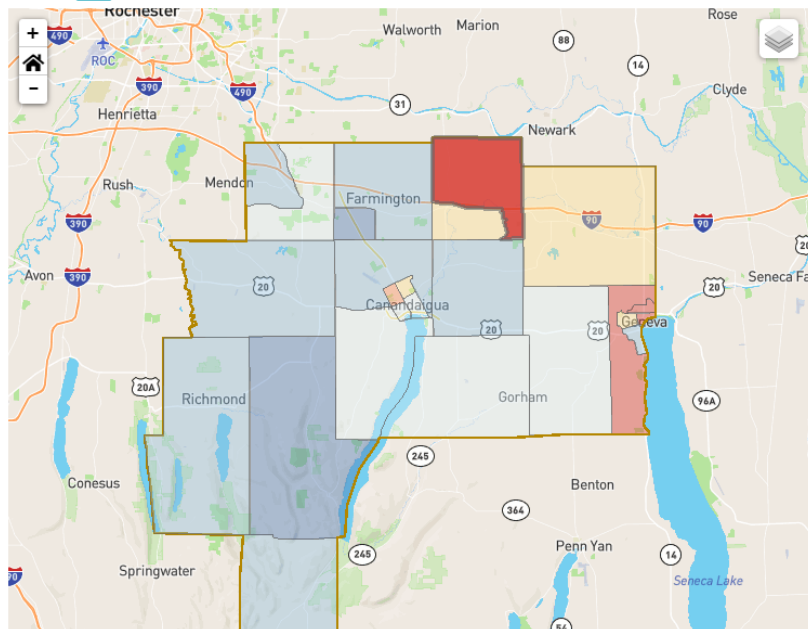
One or more devices

Percentages



Range: 81.1% - 95.6%

Show additional demographics



Source: <https://internet-is-infrastructure.org/>